



Your visit at **IMO**, Miranza Group



# COVID-19

## Please remember



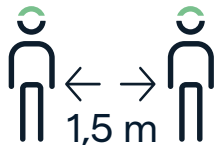
It is mandatory to wear a mask, preferably surgical one



Hand hygiene






A single companion \*







Safety distance  
(approx. 1.5 m)



Please, bear in mind that your companion will not access the consultation area with you (except for special cases: children, people with disabilities or the elderly in case their assistance is required).

-  **1** Bring your **previous ophthalmological reports** or tests if you have.
-  **2** **Companion.** We recommend you to come accompanied so you avoid driving on the day of the visit. Also, your pupil will likely be dilated for the eye exam and you will notice blurred vision in the hours after examination.
-  **3** **Contact lenses:**
  - Do not use any contact lenses from 24 hours prior to the visit, or during the examination
  - Bring your contact lenses in the case in which you usually keep them

**If the purpose of your visit is to assess refractive surgery, remember not to use contact lenses 48 hours before the visit.**
-  **4** **Medication.** Remember to bring a list with the medication you are currently taking: name, dose and frequency.
-  **5** **Special need.** If you have any belief or need that may require special attention from us, please let us know.
-  **6** **Keep enough time reserved in your schedule.** During the visit, you may need to undergo tests to complete the diagnosis, as well as complementary examinations with other specialists or receive surgical information for future surgery. All this can be done the same day.
-  **7** **Associations and insurance companies.** IMO collaborates with several entities. Before coming for consultation, you can check if your company has an agreement with us on [our website](#) or by calling + 34 934 00 07 00.



1

Please go to floor 1 (main reception) so we can register your arrival at IMO.  
We will request or deliver the following documentation for your medical record:

- ID card or passport.
- You will have to fill out a health questionnaire and the data protection document.

2

During your visit, our staff will ask you to identify yourself on several occasions.  
The purpose of the repeated identification is to assure your safety and be able to offer you all the assistance guarantees.

3

If you have any questions about your eye health or about any other aspect related to your visit or stay at IMO, do not hesitate to ask your ophthalmologist or other members of our team.

4

At the end of your stay at IMO, you can request your medical report.



IMO has a Patient Care Department that will be happy to assist you during your stay.



Do not hesitate to contact us if you require any further information:



Phone number: +34 934 00 07 00



Contact form available on [our website](#)



Requesting a [video-consultation](#) with your ophthalmologist





We know that your health is the most important thing; therefore, we offer complementary services so during your stay at IMO, everything will be easier and comfortable for you:



We have our **own parking** which you can access from Ronda de Dalt (exit 7 - mountain side). The first 30 minutes are free.



We have **waiting rooms**, specially designed for the little ones.



Our clinic has a **cafeteria-restaurant**, open from Monday to Friday, from 8 AM to 4 PM. In addition, you will find vending machines in the outdoor garden located on floor 0.



If you need to **leave the consultation area** for a while, we can provide you with a device that will notify you when you must return for your visit.



At the main reception (floor 1), we put at **your disposal lockers** where you can safely store your luggage.



IMO Barcelona is located at exit 7 of the Ronda de Dalt, with direct pedestrian access from Josep Maria Lladó Street, number 3. Its location has a good connection to the airport (around 15 minutes) and the city centre, both by public transport and private as well.

## How to get to IMO

---

### Different ways to get to IMO:



H2: Stop 1540. Roundabout Bellesguard

H2, 123 and 196. Stop 0071. Ronda de Dalt - Bellesguard

196: Stop 3191. Josep María Lladó - Bellesguard



### Car:

GPS navigator: 41° 24' 38" N – 02° 07' 29" E

IMO has its own parking (access from exit 7 of Ronda de Dalt, mountain side)



### Taxi:

- Upon arrival, ask the taxi driver to leave you at the IMO car park (floor -1).
  - At the end of your visit, you can request a taxi at our main reception (floor 1).
-



### Hotel Vilana 4\*

Vilana, 7  
Tel. +34 93 434 03 71  
[booking@vilanahotel.com](mailto:booking@vilanahotel.com)

### Hotel Silken St. Gervasi 3\*

Sant Gervasi de Cassoles, 26  
Tel. +34 93 253 17 40  
[stgcomercial@hoteles-silken.com](mailto:stgcomercial@hoteles-silken.com)

### Hotel Catalonia Mikado 3\*

Passeig Bonanova, 58  
Tel. +34 93 211 41 66  
[booking@cataloniahotels.com](mailto:booking@cataloniahotels.com)

### Hotel Eurostars Anglí 4\*

Anglí, 60  
Tel. 93 206 99 44  
[reservas@eurostarsangli.com](mailto:reservas@eurostarsangli.com)

### Hotel Tres Torres Atiram 3\*

Calatrava, 32  
Tel. +34 93 417 73 00

### Aparthotel Bonanova 3\*

Bisbe Sivilla, 7  
Tel. +34 93 253 15 63  
[info@bonanovasuite.com](mailto:info@bonanovasuite.com)

### Aparthotel Bertran 3\*

Bertran, 150  
Tel. +34 93 212 75 50





[www.imo.es](http://www.imo.es)

Emergencias 24 h  
**934 000 700**

